


CATCHAT

THE JOURNAL OF THE CATFISH STUDY GROUP



Convention 2011

Spring Auction

Green Laser *Corydoras*

Peckoltia compta

Catfish Study Group Committee

President – Ian Fuller
 president@catfishstudygroup.org
 conventionmanager@catfishstudygroup.org

Vice-President – Dr. Peter Burgess

Chairman – Bill Hurst
 chairman@catfishstudygroup.org

Treasurer – Danny Blundell
 treasurer@catfishstudygroup.org

Membership Secretary – Bob Barnes
 membershipsecretary@catfishstudygroup.org

Auction Manager – David Barton
 auctionmanager@catfishstudygroup.org

Assistant Auction Manager – Roy Barton
 auctionmanager@catfishstudygroup.org

Secretary – Steve Wood
 secretary@catfishstudygroup.org

Editor - Mark Walters
 editor@catfishstudygroup.org

BAP Secretary – Adrian Taylor
 bapsecretary@catfishstudygroup.org

Show Secretary – Brian Walsh
 showsecretary@catfishstudygroup.org

Assistant Show Secretary – Ann Blundell

Website Manager – Allan James
 webmaster@catfishstudygroup.org

Floor Members – Tony Pickett, John
 Toon, Colin Eveson

Diary Dates – 2011

Date	Meeting	Details
April 17th	Spawning triggers	
May 15th	Spring Lecture	Dr. Dave Hulse
Jun 19th	Catfish Companions	
July 17th	Natural Catfish Habitats	
Aug 21st	Summer Lecture & Mini Auction	Ian Fuller
Sep 18th	Annual Open Show & Auction	35 Catfish classes
Oct 16th	My Favourite Catfish	
Nov 20th	Autumn Auction	
Dec 11th	Christmas meeting	

Pre booking for all Auctions contact: - David Barton 01942 248130

Meetings are normally held on the third Sunday of each Month from 1pm
 at the

**Highfields Working Men's Club,
 1 Ratcliffe Street,
 Darwen, Lancashire, BB3 2BZ**

Contents

Editorial and Notices	2
Convention 2011 – Steve Wood	4
Breeders Award Programme at the Convention – Adrian Taylor.....	8
The ‘Green Laser’ Cory, CW09 – Ian Fuller	10
<i>Peckoltia compta</i>, the ‘Leopard Frog’ Pleco – Danny Blundell.....	13
What’s New? – Mark Walters	16
CSG Spring Auction – Colin Eveson	18

Front cover – *Corydoras longipinis* as featured in Hans Georg-Evers presentation on Argentinian Catfish and on the BAP display stand – Image by Mark Walters

Images and articles may not be reproduced without the direct permission of the author

Views expressed within the Journal are those of individual members and not necessarily representative of the Catfish Study Group

Publication of the Catfish Study Group Journal is proudly sponsored by Tetra UK



Editorial

The cover shows one of the subjects at this year's convention, *Corydoras longipinnis* (Rio Dulce) which was a Breeders Award Programme (BAP) exhibit and also featured as one of a group of similarly patterned *Corydoras* species from Argentina in Hans Georg-Evers presentation on catfishes from this country. The species all have the mottled or peppered pattern of probably the commonest catfish of them all *Corydoras paleatus* which also has the distinction of being collected by Charles Darwin on his legendary Beagle voyage. The other species presented in the complex include *Corydoras carlae* (Rio Iguazu) and two undescribed species *Corydoras* sp. 'C07' (from Misiones) and *Corydoras* sp. 'CW024' (from Corrientes). Hans realized his goals on the expedition to collect *C. carlae* and was equally successful in exporting 10 specimens and breeding them shortly afterwards.

The proof in the pudding was evident in F2 specimens on display by another CSG member Colin Eveson who, along with other members has maintained and bred the species further.



C07 - Image by Hans-Georg Evers



C. carlae - Image by Hans-Georg Evers

I hope you enjoy the latest edition of the CSG journal which has made use of an external print company to further improve quality and which includes breeding reports from Ian Fuller and Danny Blundell and convention, auction and BAP

This presents a great example of the work we can do to identify, collect and subsequently maintain species in the hobby, from a relatively small number of collected specimens and from habitats which may not last much longer, considering the pressure on their environments.

C. longipinnis was only described in 2007 and has been sporadically imported as 'long finned paleatus' and probably not kept and maintained for its true species worth. I managed to acquire a group but wasn't sure of their provenance until confirmation at the convention from the species I displayed. Again, another result for me getting unknown species identified by experts on hand (last year, coincidentally, I exhibited the CW024 which I had bred and again was unsure of the identity). Hans also brought over specimens of C07 at last years convention, which I managed to get hold of, so all four members of this complex are now being kept and maintained. The group present very interesting subjects for a cooler aquarium and males of C07, CW024 and *C. longipinnis* sport unbelievably long dorsal fins.



C. longipinnis - Image by Mark Walters



CW024 - Image by Ian Fuller

write-ups by Steve Wood, Colin Eveson and Adrian Taylor. Thanks to all contributors.

Mark Walters

Notices

Convention 2012

The date for the CSG's 2012 Convention has been set for : **16th - 17th - 18th March**

The venue is the same as 2011 at **The Kilhey Court Hotel, Chorley Road, Standish, Wigan, Lanc's. WN1 2XN**. This is a superb four star hotel with enough room to cater for our every need. The conference room holds up to 300 people.

Directions can be found at the clubs website

The pricing structure will be the same as last year, in that rooms are charged per person rather than per room. However the room price does include a three course dinner (Multiple choice menu), which will be of a much higher standard than we have been served with in the past.

Because this is a relatively small hotel with a total of 62 rooms, bookings will be on a first come first served basis and those that book their tickets early will get discount.

Our speaker list so far is:

Ingo Seidel (Germany)
Eric Bodrock (USA).
Regina Spotti (USA).
Birger Kamprath (Canada).
Mary Bailey (UK).
Mark Walters (UK).

The Booking form and Menu List will be online in the Autumn.

Spring and Summer Lectures

Following the fascinating Summer lecture of 2010 by Dr. David Price, we are lucky to invite Dr. Dave Hulse to Darwen for the Spring lecture on May 15th. Dave is a familiar face to CSG members, representing Tetra at our Conventions over the years.

On August 21st, Ian Fuller will be presenting the Summer lecture to members and newcomers. Limited auctions will be held after the presentations. Check the CSG forum for further details.

Yorkshire Catfish Show

On 10th July, Castleford Aquarist Society will be holding its third Catfish and Loach show. The club is presenting cash prizes for all winning classes, in addition to other goodies provided by sponsors, including the CSG. Whilst the show is being judged, there will be an exclusive catfish and loach only auction, including tank bred and specially imported species on offer.

The show will be held at: The Lock Lane Centre, Back William Street, Castleford, WF10 2LW.

For further details contact CAS and CSG member Steve Grant on 07833400924.

Convention 2011

Steve Wood

Ok, hands up who did not attend the Convention! You really did miss a fantastic weekend and I hope my brief insight will make you want to book your places for next year.

Following the 'technical issues' experienced at last year's venue, the committee worked extremely hard to secure the Kilhey Court Hotel in Standish as venue for 2011. So here am I, the newly elected CSG Secretary, attending my first convention. Having never attended a convention of any kind before, I was unsure of what to expect and, due to my official position within the CSG, rather nervous too. I need not have worried!

FRIDAY

This year's Convention kicked off on Friday evening with an informal dinner which I can say, without exaggeration, was culinary perfection. Afterwards, an extremely well presented and light hearted talk from Bob Barnes on his numerous years of fish keeping set the benchmark for what would turn out to be an unforgettable weekend.



Bob Barnes in full flow.

SATURDAY

Saturday opens with the CSG Market Place, a great opportunity to stock up on all those essential fishy supplies. With a good number of trade stands, there was plenty of choice and always top notch advice to be had.



The CSG Market Place.

After lunch, four excellent talks were given. Dave Hulse, representing Tetra, provided a greater understanding of fish nutrition and how we can feed our fish more healthily. Dr. Michael Goulding - 'How Catfish influence our perception of The Amazon'; Dr. Claudio Oliviera - 'Biodiversity and Threats of freshwater fish in Brazil'.

Following an excellent evening meal, Dr. Devon Graham rounded the evening off with a wonderfully comedic talk entitled 'Misadventures in The Amazon', Devon's lady friend Miss Adventure showing us how not to go fishing in Peru.



Dr. Claudio Oliviera being quizzed by Dr Michael Goulding

SUNDAY

Sunday brought four more superb talks which were well presented, extremely informative and easy to understand from: Hans-Georg Evers - 'Catfish of Argentina'; Dr. Ralf Britz - 'Myanmar and it's fish fauna'; Dr. Devon Graham - 'Habitats of Amazonian Catfish'; Dr. Michael Goulding - 'The future Amazon as a home for Catfish'



Hans-Georg Evers soldiers on even with a leg in plaster!



Dr. Ralf Britz fields questions on Myanmar.

As is the CSG tradition, all speakers were presented with a Convention 2011 polo shirt, official CSG Speaker's badge and a superbly hand crafted wood sculpture of their own favourite catfish (provided by our very own extremely talented Brian Walsh). In addition, Ian Fuller presented each speaker with a beautiful watercolour.



Dr. Michael Goulding's hand carved Brachyplatystoma rousseauxii.



Dr Claudio Oliviera receives his Red Tailed Cafish.

The weekend also saw a great turnout for the Breeders Award Programme (BAP) with twelve different Catfish species on display. Amongst those on show were Bob Barnes' stunning *Sturisoma panamense* and even my own *Microglanis iheringi*.

Please see our website for more information on how you can join the Breeders Award Programme.



Just five of the different species on display.

This year's award for the best BAP article in Cat Chat went to Ian Fuller.



Ian receives the BAP award from Chairman Bill Hurst.

Raffles were held on Saturday and Sunday with many wonderful and valuable prizes ranging from two Life Space Biorb aquariums, an Interpet tank and AquaOne canister filter to foods and medicines. Free draws were held at the dinners on Friday and Saturday for those in residence, and two further free draws were held via the entry tickets.

The CSG merchandising stand provided a range of CSG branded products from polo shirts and sweatshirts to caps and catfish badges. Also on offer was a wide range of books and back issues of Cat Chat. A silent auction was held for the chance to win an AquaOne aquarium set up complete with cabinet, worth around £500!

A special charity auction took place on Saturday to raise funds for Cornwall Hospice Care. On offer was a very rare painting by Gordon Howes, an ichthyologist who worked for many years at the Natural History Museum. His passion is for birds and he painted very few of fish. The painting is of a pair of Doradidae in their natural habitat which was painted for Derek Lamborne, one of the founder members of the Catfish Association of Great Britain.

Sadly, Derek has passed away and his widow offered this magnificent painting for auction to raise money for the hospice that cared for Derek in the last months of his life. The winner of the auction was Daphne Layley who has a life long passion for Doradidae catfish. The auction raised £310 for the hospice.

A good amount of liquid lubrication over the course of the weekend gave rise to many informal debates and discussion, bringing together friends old and new, all in all creating a wonderful experience for everyone.

A good amount of liquid lubrication over the course of the weekend gave rise to many informal debates and discussion, bringing together friends old and new, all in all creating a wonderful experience for everyone.



The Planet Catfish team debate over refreshments

On behalf of us all, I would like to offer a huge thank you to all of the staff at Kilhey Court Hotel and another huge thank you to all of the Committee members, sponsors and traders for their generosity and their hard work behind the scenes, to the speakers for taking time out of their busy schedules to fly and/or drive all this way to talk to a load of fishy geeks, and finally to all of you who attended, you who helped make this Convention the resounding success it deserved to be.


In closing, I am happy to announce that we will be returning to the Kilhey Court Hotel for our 2012 Convention.

Photos courtesy of Danny Blundell and Allan James.



CSG President Ian Fuller presents the painting to Daphne Layley (right), with Pat Lamborne.





Join us on the CSG Forums
at



catfishstudygroup.org.uk

Convention Sponsors

The Catfish Study Group would like to thank the following sponsors for their continued and most valued support.



Yorkshire Brine Shrimp Supplies (UK)

Breeders Award Programme at the 2011 Convention

Adrian Taylor



For the second year running we have had a live display of catfishes that had been bred by members who participate in the BAP.

The live display equipment is supplied by the CSG in conjunction with Corydorasworld.com.

There are two tanks that are split into five chambers each, and are positioned at 90 degrees to each other with the corner being made up of a single cubed tank. To these air-operated external breeding boxes were attached to show people the advantage of using this style of egg/fry rearing box.

Members who had their young catfish on display and that were registered on the BAP were: Colin Eveson, Bob Barnes, Ian Fuller, Adrian Taylor, Steve Woods, Mark Walters and Danny Blundell and covered various species from the Corydoradinae, Pseudopimelodidae & Loricariidae families.

By the side of these tanks JBL's (one of the BAP sponsors) new fry food called Novo Baby was on display, which consisted of three small tubs each containing three graduated sizes of powdered and flake food for each stage of fry development. Which drew comparisons from the older aquarists present of a similar product that was available in the 1970's; hopefully this should prove to be just as good as the type seen in our local fish stores some 40 years ago. The live display proved to be a magnet not just from aquarists who like to breed fish but aquarist in general.

After the Saturday evening banquet CSG Chairman Bill Hurst presented the BAP Silver award for spawning six different genera of Catfish and attaining over 1000 points to Mr. Adrian Taylor; which was only the second Silver award ever issued.



CSG Chairman Bill Hurst presenting Adrian Taylor with his silver award.

This was followed by the presentation for the Derek Lambourne memorial trophy for the best spawning article printed in the Group's journal over the past 12 months. A panel of three judges decided the winning article and this was kept a secret from everyone present until the Chairman read out the decision of the judges.

The judges were chosen not only because of their non-involvement in the BAP but also because of their standing in the aquatic community.

The judges were: Mr. Brian Walsh (UK), Mr. Kim Mathiasen (Denmark) and Dr David Price, Plymouth University, (UK). The winning article was a report of the spawning of the "Soda Pop" Cory (C65) by Mr Ian Fuller, along with the Derek Lambourne memorial trophy Ian Fuller received a JBL Artemio set for hatching Brine shrimp in, which was supplied by BAP sponsor JBL.

Hopefully, more members who like to spawn catfishes or want to try their hand at breeding will enter the programme and give the judges a headache when they are called upon again to decide whom to award the Derek Lambourne trophy to at the 2012 convention.



BAP exhibit *Corydoras boesmani*, by Ian Fuller



BAP exhibit, *Corydoras longipinis*, by Mark Walters



BAP exhibit by Danny Blundell.

Details of the BAP can be found by visiting the groups web site or by contacting myself: e-mail: - bapsecretary@catfishstudygroup.org or speaking to me at the Groups monthly meetings.



The center section of the BAP display showing the new larger version of Aquadistry's 'Easy Breeding Box'.



Breeding the “Green laser” Cory

by

Ian Fuller

Ian Fuller presents his account of keeping and breeding one of the laser varieties of *Corydoras*, determined as species in their own right but as yet not fully classified. These highly desirable Corys have become one of the most popular species, along with orange, red and gold laser fish.



Corydoras sp. CW09 – Image by Ian Fuller

The “green laser” Cory has been around in the hobby for around six years or may be seven years and has yet to be described by science, even the German magazine DATZ, founders of the C-number recognition system overlooked it, leaving it to remain in the hobby as *Corydoras* sp “Green laser”.

In 2006 I realised that there were far more Corydoradinae species in the hobby, many of which had been around for many years, without description or C-number allocation than there ought to be, so I set about cataloguing as many of these as I could and to this end in June 2006 I started the CW recognition system on my web site Corydorasworld.com, where better than a site that is totally dedicated to Corydoradinae Catfishes.

In 2006 I realised that there were far more Corydoradinae species in the hobby, many of which had been around for many years, without description or C-number allocation than there ought to be, so I set about cataloguing as many of these as I could and to this end in June 2006 I started the CW recognition system on my web site

Corydorasworld.com, where better than a site that is totally dedicated to Corydoradinae Catfishes.

The “Green Laser” was among the first dozen to receive a coding and is now recognised around the aquatic world as *Corydoras* sp. CW009. It will of course still be referred to as the “Green laser” and labelled as such in aquatic stores.

I acquired my first group of six in 2006; at about the same time I created the CW numbering system. These were coming into the hobby in relatively small numbers and were commanding relatively high prices and as I recall I paid eight pounds each for my group, which consisted of three males and three females, although at first it was impossible to determine what sex any of them were.

It was only after a few weeks of conditioning with good food and good water conditions that the sexes became easier to recognise.

My group were originally placed into a 45cm x 30cm x 25 cm mature tank on the middle rack in the fish house. It was furnished with a centimetre layer of fine smooth grained sand and a large clump of Java moss. The filtration was with a 10cm cubed 30ppi air driven sponge filter.

These types of filters are used in most of my breeding tanks and I have found them to be very efficient and easy to maintain.

Although the group were looking in great condition I could not get them to breed, even after trying all the standard recognised so called methods of triggering, like heavy feeding with live foods after a very lean period, or large cool water changes, nothing seemed to set them off.

Two years later in October 2008 I attended the All American Catfish Convention in Maryland USA and it was there that I met up with fellow Cory fan Don Kinyon, who I knew had been successfully breeding the "Green Lasers" for quite a while. We discussed all the possibilities as to why my fish would not breed and we both came to the same conclusion, we just didn't know.

However while there Don invited me to visit his fish room and I never refuse a visit to another breeders fish room and duly accepted and off we went. Don's fish room like many in the USA are in the basement of their houses and invariably quite large, mine is quite claustrophobic in comparison.

Don's fish stock at that time was not that large, but there were several tanks with just dozens of gorgeous "Green laser" in them, ranging in size from fifteen millimetre body length, to fully adult breeding groups. I was very impressed and when he offered me a few youngsters to bring back I just couldn't refuse and eventually came away with thirty very healthy "Green lasers".

All thirty made the journey back home and were put into one of my larger tanks to settle in before being sexed and put into potential breeding groups.

It was a few weeks later in early December that I decided to see exactly what stock I had and to set up some potential breeding groups. From the group brought back from Don Kinyon I made up one group of six, two females and four males and another larger group of 6 males and two females and put them into two 45cm x 30cm x 25 cm tanks, each furnished with a layer of sand and a clump of Java moss.

The only difference between the two was the filtering, one was fitted with 10cm cubed sponge filter and the other had a full width 4 cm matt filter across the back of the tank.

All three groups were treated exactly the same in regards to water changing and feeding, after about three weeks I decided it was time to make some changes and set out a plan for each of the three groups, but when I went out to the fish house it was

too late, my original group pre-empted my plans and by the look of things had been spawning for some time.

All three groups were treated exactly the same in regards to water changing and feeding, after about three weeks I decided it was time to make some changes and set out a plan for each of the three groups, but when I went out to the fish house it was too late, my original group pre-empted my plans and by the look of things had been spawning for some time.

There appeared to be dozens of eggs, most of them were on the side glass of their tank behind the clump of Java moss. It had been a little over two year in my care before they decided my tanks were good enough to breed in. This was exactly the case a year or so earlier with my CW010 "Gold lasers" I had then for two years before they started to breed.

The "Green laser" adults were taken out of the breeding tank and re-housed then in another 45cm x 30cm x 25 cm tank.

The spawning tank was then treated with 40ml of concentrated Alder cone extract, this liquid puts a coating of tannin onto the surface of the eggs and helps to protect them from fungal and to a degree bacterial attack. As when I use Methylene blue as an anti fungus, I made fifty percent water changes over the next three days to dilute the concentration of the Alder extract.

On inspection on the fourth day all the eggs had gone, only the residue where they were attached to the glass could be seen. As for the fry, I could not see any and though they had all perished, I waited what I thought would be about the time it would take for any fry to become free swimming, which is normally about two days, before taking a closer look.

On moving the base of the sponge filter I saw movement, lots of tiny almost clear fry started dashing for cover. I carefully cleared the base glass of sand to make sure there were no fry there and put the filter back down. The following day I started feeding the new babies with a generous helping of micro worm and started a fresh hatch mix of brine shrimp to be ready for the next day.



Green laser fry at 7 days

When I have a batch of fry hatch in the spawning tank the raising procedures are slightly different to hatching and raising fry in a small container.

I make daily water changes just the same, but in smaller amounts of around 25%, the feeding regime is exactly the same for all fry and by the end of the first week they are getting a variable diet of live and prepared foods.

By the time the youngsters had reached the age of three months they were perfect replicas of their parents and had reached almost twenty millimetres in body length.



Green lasers at 4 weeks – pic by Ian Fuller.

During the next six months or so all three groups had started to produce reasonably well, laying up to 80 or so eggs, the fertility rate in some spawns was quite poor and in others very good and as of yet I have been unable to determine why other than one of the females is infertile.

One very interesting point was that both the original group of wild fish and the larger group from Don's F1 fish were prone to eating their fry as soon as they hatched and therefore it was imperative that either the adults or the eggs were moved before the fry were due to emerge. When the adults were moved leaving the eggs in the spawning tank the hatch rate was twenty five to thirty percent better than when the eggs were physically scraped from



Green laser at 6 weeks – pic by Ian Fuller

the tanks side glass or picked from the plants.

The third group, again Don's F1's, apparently did not have such a taste for their own and generally left them alone with something in the region of three quarters of their fry surviving to grow on to adulthood.

Another interesting thing I have found with this particular species is that occasionally there will be one or two fry that develop blue stripes, perhaps turquoise would be closer, but I am thinking may be I should try and keep some of these to one side until there are enough to for a separate breeding group.

This turquoise colour is showing up in fry from all three groups, so it might just be possible to produce a "Blue laser"

I am not normally in favour of producing non natural fish, but with the number of the turquoise striped fish that I have seen amongst imports I am sure there is even a possibility of the colour form happening naturally in the wild.



Aquarium Setup for Catfish [Part 2]

Keeping and Breeding *Peckoltia compta* - L134 [Oliveria, Zuanon, Py-Daniel & Rocha 2010]

By

Danny Blundell



L134 Image bt Danny Blundell.

I first saw this beautiful species in 2007, purchased six and following a quarantine period were introduced into my L Number tank. I subsequently became a little obsessed with this *Peckoltia* specie due to apparently infinite variation in colour patterns and I purchased a further six in 2008 and since then have photographed their patterns, especially the changes from fry to adulthood, and of course their teeth.



L134 Mouth close up. Image by Danny Blundell.

This species is found in Brazil, the Para District, Pimental, Itaituba, Rio Tapajos downstream from the confluence with the Rio Jamanxim.

The following parameters suit: pH = 6.0 to 7.4; Temp = 24 to 28 deg C; Wood and rock piles to provide sanctuary; Small caves for spawning.

In the Aquarium

My initial L No setup consisted of a rack of three tanks, two 72x24x12 inches high and a 72x24x24, all plumbed together.



Water is circulated from the bottom tank to the top via a 3000 litre/hour cascade pump. External power filters filter the top and bottom tanks independently, and also disturb the water surface preventing any oily build up. A third external power filter lifts water from the bottom tank to the middle tank, this not only provides filtration, but increases the flow rate through the lower two tanks.

The system contains approximately 300 gallons [UK] of Reverse Osmosis water dosed with a commercial additive to replace the trace elements and to stabilise the pH. The substrate consists of swimming pool filter sand laced with marine sand, and for the tank residents' comfort I provided a mixture of bogwood and a selection of caves.



The 'block of flats' are made from French bricks, and the pale tubular caves are pottery kiln 'support legs'.

These fish are omnivorous and I feed them flake, wafer, granule and tablet foods with generous helpings of frozen bloodworm and minced prawns.



The above photograph shows the effect of a healthy diet, this build up of faeces gives reassurance that the fish are eating. Every other day I siphon the faeces out of the fish room window and onto the flower bed, and replace with 10 gallons of fresh water.

Weekly I carry out a 50 gallon water change and periodically I remove the tank furniture to check or photograph the occupants.



Male



Female

Sexual dimorphism for mature specimens is fairly obvious, the male has small odontodes on the leading edge of the pectoral fins and larger ones adorn the rear half of the body. The female has no body odontodes and is broader, especially when viewed from above.

I divided my group into two, housing two pairs in my Discus Tank [pH of 6.5], and the remaining eight fish in centre six foot tank. All three spawnings occurred in the larger group, with the following range of water conditions:-
 Temperature 27 to 28 deg C
 T.D.S. [NaCl] 171 to 175 ppm
 pH 7.0 to 7.3

The fish are cave spawners, with the male looking after the eggs/fry until they are free swimming, when you first realise that they have spawned.



10 days – 10mm

At this stage I found it impossible to identify which L No specie had spawned as I had three Brazilian species in the tank, they were:-

Peckoltia compta – L134
Hypancistrus sp. – L136
Hypancistrus sp. – L411 [Monte Dourado]

All three species have very similar colour patterns for the first three to four weeks of their lives.

I removed the youngsters to a 25 gallon growing on tank, with plenty of bogwood. Periodically I removed the bogwood and was able to observe and photograph their growth rate and colour pattern changes.



3 weeks - 13 mm. Image by Danny Blundell.

The youngsters were fed a similar diet to the adults, but smaller portions and more frequently.

In the early stages of development, the majority of my youngsters had vertical bars which were fairly straight and even. These bars would later bend or even break becoming the adult patterns.



8 Weeks – 22mm. Image by Danny Blundell.



L134 Ventral view. Image by Danny Blundell.

References:-


- All photographs by the author.
- Back to Nature: Guide to L-Catfishes by Ingo Seidel.
- www.Scotcat. www.Planetcatfish



What's New

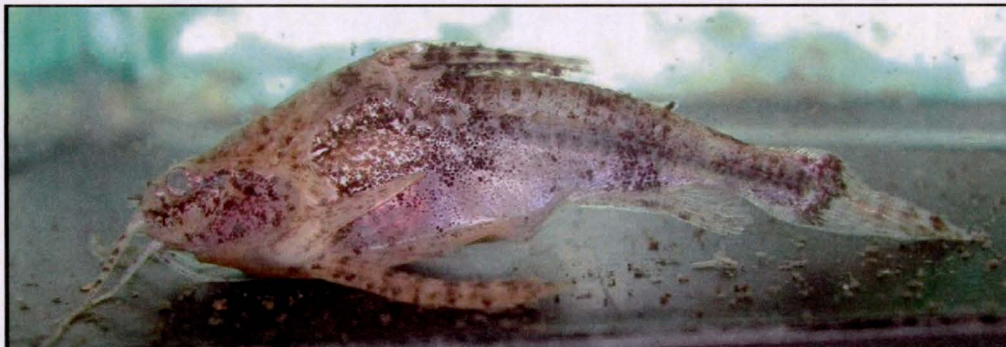
By

Mark Walters



The Convention always provides a great opportunity to explore the local shops and once again they didn't disappoint. From Aqualife I picked up another *Peckoltia* cf. *braueri* L135 and a group of 6 *Guyanancistrus guahiborum* 'L106'. The latter species is one I had been after for a while and from the body profile (dorsolaterally compressed) would appear to be a strongly rheophilic species. I'm looking forward to setting up a few fast flowing water set-ups for these and other species in the new fish house. At Pier Aquatics I plunged in at the deep end and

picked up a cracking pair of *Leporacanthicus joselemi* and a 'new' *Hypoptopoma*, *H. sternoptychum* (in some literature assigned in the genus *Nannoctopoma*), pictured above. I had also bought groups of *Dekeyseria* sp. L052 and a new dwarf dorad *Physopyxis lyra* (pictured below) in previous weeks. At the convention itself, I managed to exchange groups of *Corydoras longipinnis* for *C. boesmani* and *C. cf. evelynae* 'C90'. I also swapped true *Scleromystax* C113 for *C. gracilis*. Thanks to all who brought rare fish for exchange from overseas.



New Genus of Loricariidae

Paulasquama callis is a new species with its own genus, described from a tributary of the upper Mazaruni river in Guyana. In appearance it has a flattened body and broad head, not dissimilar to the medussa plec (*Ancistrus ranunculus*). From this it can be assumed it enjoys fast flowing habitats and a rocky substrate. It is different from most Hypostomines in having reduced numbers of armoured plates. Considering the lack of exports from this region it is unlikely to hit our tanks any time soon, however. Full details can be found in the paper:

Armbruster, JW & DC Taphorn, 2011. A new genus and species of weakly armored catfish from the upper Mazaruni River, Guyana (Siluriformes: Loricariidae). *Copeia* 2011: 46–52.

New Synodontis

Synodontis carineae is described from the Kouilou-Niari Basin (Republic of Congo). It has a unique colour pattern characterised by numerous dark brown, irregularly shaped spots on a light brownish background colour with, in live specimens, a vivid yellowish overall sheen. Described specimens had a maximum SL of around 160mm. This brings the number of *Synodontis* species to 129.

For full details refer to the paper:

Vreven, E & IB Zamba, 2011. *Synodontis carineae*, a new species of mochokid catfish from the Kouilou-Niari River basin, Africa (Siluriformes: Mochokidae). *Ichthyological Exploration of Freshwaters* 21: 359–367.

Club Auctions

As I often mention, probably the best hunting grounds for new and unusual catfish species are the many club auctions which take place in the Spring and Summer. There have been rich pickings on offer at the CSG Spring auction (see previous article) and at two recent evening auctions at my local club Castleford Aquarist Society. The following list indicates the catfish species on offer, and what they cost!

February Auction:

breeding pair B/N £12
 2 albino cory £3.30
 male caeruleus £2
 2 peppered cory £2
 microglanis carlae £3.50
 Acanthicus adonis £11.50, £10, £9.50
 A sp 4 (I144) £5
 Cory duplicareous male & females £4 each
 LDA01 (beautiful) £17, £10, £7.50, £7
 Parotocinclus jumbo (LDA25) x3 - £10, £9.50, £7.50
 Calico B/N £4.90
 A sp Ucalayi x2 £12
 Cory Schultzei -
 Green laser x3 £10
 peppered cory £1.50
 Centromochlus) perugiae 6.50
 green spot b/n (I349?) £6
 red lizard cat £6.50
 cory panda £2.00
 LDA 16 £3.50
 Cory leucomelas £3.00
 hoplo (thoracata) £1.60
 pairs pectorale 'hoplo' £4.00
 tro cory reynoldsi £5.00

April Auction:

Synodontis pleuropis £2.00
 Pair Agamyxis pectinifrons £6.50
 3 green laser cory £7.50
 LDA01 £5
 L182 £2
 I066 £5
 Hypoptopoma inexpectorum (lg)
 Centromochlus perugiae pairs £8
 Pair albino cory £3
 L349 £4.20
 Otocinclus cocoma £4
 Common b/n £1
 adult L134 £10
 Akysis prashadi (lg)(pair) £3.00
 Striped bulldog plec £3 (multiple lots)
 Hoplo £1.50
 Black eye B/n (LDA016?)
 Banjo cats £1.50 res not met!!!
 Chaca chaca £5
 Adult LDA01 £10
 L02 £8
 Synodontis nigrita £3
 Aspidoras C118 (bag of 2) £3

Thanks to CSG member Richard Broadbent for recording the lists of species offered at auction.

There are further auctions at Castleford at their Open show on 19th June, the Catfish and Loach show on the 10th July and evening auctions on 17th August and 16th November

Spring Auction 27th March

Colin Eveson

Despite the years first decent weekend of sunshine a late change of date and unfortunate clash of dates with other events the CSG spring auction was still well attended with some new faces also around the room.

To help Dave the auction manager and Steve our penny squeezing auctioneer a small group of dedicated and hardworking runners (well I was one of them) were ready for a busy afternoon where it turned out to be a great afternoon for the buyer with some absolutely cracking fish going through at bargain prices.

A large selection of quality fish went through the auction including - *Corydoras aeneus*, adult pair of albino *C. paleatus*, *C. bondi*, *C. loretoensis*, breeding groups of *C. sterbai*, breeding group of *C. sterbai* albino, *C. concolor*, *C. bicolor*, *C. panda*, *C. weitzmani*, gold laser, *C. sodalis*, *C. loxozonus*, *C. habrosus*, gold shoulder, *C. burgessi*, *C. longipinnis*, CW51, C82, C112, C118, *Aspidoras* sp C125'gold'.

Loricaridae- a stunning L264 (*Leporacanthicus joselimai*) which produced the best bidding of the day and eventually went for £25, choc whiptails, *Sturisoma*, plenty ancistrus young and breeding groups, L200 green phantom, a stunning large pair of whiptails, L136b, L66, L52, L129, L201, *P. gibbiceps*, black and red ancistrus,

Other catfish included - *Tatia excilis*, *Bunocephalus* sp. banjo's, *Microglanis*, *Hara jerdoni*, *Amblydoras hancocki*, *Orinocodoras eigenammi*.

Other notable non catfish species- plenty of rare livebearers including *P. maylandi*, a lovely new rice fish in *Oryzias woworae*, and the rarely seen *Pelvicachromis* sp'matabi'.

A superb full tank and cabinet set up was also auctioned off on the day and won by our own Roy Barton. I may have missed/forgotten plenty of other fish which went through but hopefully this just gives an overview of some of the quality fish that went through on the day.



Young male *C. boesemani*, Image Ian Fuller.



Pair of C112, Image Ian Fuller.



Amblydoras hancocki, Image Ian Fuller.



A female CW051, Image Ian Fuller.

AQUALIFE

Wyevale Garden Centre, 338 Southport Road, Ulnes Walton, Leyland PR26 8LQ
Tel/Fax: 01772 601777



OVER 100 TANKS - WIDE RANGE OF CORYDORAS AND CATFISH



Visit us online at www.northtrop.co.uk

Advertisement



- * **Over 350 Tanks of Tropical, Marine and Coldwater Fish**
- * **Rift Lake Cichlids**
- * **South and Central American Cichlids**
- * **Large number of Plecs and other Catfish**
- * **Corydoras**
- * **Discus**
- * **Koi Carp and full range of Pond Fish**
- * **All Fish Quarantined**
- * **Full range of Accessories and Plants**
- * **Large selection of Aquariums and Dry Goods**
- * **Pond Liners & Equipment**

Tel Crewe: 01270 820073


Email: info@a-zaquatics.com Web: www.a-zaquatics.com

**The Garden Centre,
Balterley Green Road (B5500),
Balterley,
Nr. Crewe, CW2 5QF (Nr Wychwood Park)
10 Minutes From Junction 16 – M6**



G.B.W

Products & Services



**High Class Joinery
Furniture
Wood Carvings
Commissions Undertaken**

Contact

Brian Walsh

Tel: (01254) 776567

Mob: 07977 428 788

Email: g.b.w@live.co.uk



MIDLAND WATERLIFE AQUARIUM AND POND CENTRE
20 THE STRAND
BROMSGROVE

OPEN 7 DAYS

01527 879207

OPEN MON-SAT 9.30-5.30 SUNDAY 11.00-4.00

GREAT SELECTION OF AQUARIUMS



AQUARIUMS INSTALLED
AND MAINTAINED
HOME/OFFICE/SURGERY
AQUA RENTALS AVAILABLE

FRIENDLY EXPERT ADVICE

ALWAYS AVAILABLE

LARGE SELECTION OF
PRE-FORMED PONDS, LINERS
FILTERS, WATERFALLS AND
MUCH MORE



TOP QUALITY
HEALTHY
TROPICAL
COLD WATER FISH
AND PLANTS GUARANTEED



POND CONSTRUCTION
AND CLEANING



24HR WEB SHOP MIDLANDWATERLIFE.COM