


CAT CHAT


The Journal of the Catfish Study Group

A report on Spawning Scleromystax 'species C12'




Ameiurus

Natural But Nice



OPEN SHOW RESULTS 2007



BAP Spawning Records

Edward Drinker Cope

**Volume 8 Issue Number 3
September 2007**

CONTENTS

- 2 From the Chair
- 3 Natural But Nice by Mark Breeze
- 5 Edward Drinker Cope by A Taylor
- 7 Breeding *Brochis splendens* by Danny Blundell
- 10 What's New - September 2007 by Mark Walters
- 11 A report on Spawning *Scleromystax 'species C12'* By A Taylor
- 12 *Ameiurus* by Heok Hee Ng
- 14 Letters to the Editor
- 15 BAP Spawning Records
- 17 OPEN SHOW RESULTS 2007
- 22 Breeding *Corydoras parallelus* - BURGESS, 1993 by Johannes Graf

Once again the journal is a bit late, this is due to not being able to catch up on articles after the March issue was delayed. I now have two months to produce the December issue which, I hope will be on time if people give me some articles to publish.

I have to mention that I retired last December and, after being the Editor of Cat Chat for some eight years and 32 issues (including the Dec issue), I have decided to cut down. I will be helping out and you can still send articles to me but I won't be doing the printing. Details haven't been finalised so you've still got me for a little while.

Articles for publication in Cat Chat should be sent to:

Bill Hurst
18 Three Pools
Crossens
Southport
PR9 8RA
England

Or by e-mail to: editor@catfishstudygroup.org with the subject title **Cat Chat** so that I don't treat it as spam mail and delete it without opening it.

**HONORARY COMMITTEE 2007
FOR THE
CATFISH STUDY GROUP**

PRESIDENT

Trevor (JT) Morris
trevorjtc@aol.com

VICE PRESIDENT

Dr Peter Burgess
AquaticsDoctor@aol.com

CHAIRMAN

Ian Fuller
chairman@catfishstudygroup.org

VICE CHAIRMAN/TREASURER

Danny Blundell
treasurer@catfishstudygroup.org

SECRETARY

Adrian Taylor
secretary@catfishstudygroup.org

SHOW SECRETARY

Brian Walsh
showsecretary@catfishstudygroup.org

TROPHY SECRETARY

Ann Blundell

SCIENTIFIC ADVISER

Isaac Isbrücker

MEMBERSHIP SECRETARY

Paul Fox
membershipsecretary@catfishstudygroup.org

WEB SITE MANAGER

Alan James
webmaster@catfishstudygroup.org

SOUTHERN REP

Steve Pritchard
S.Pritchard@btinternet.com

CAT CHAT EDITOR

Bill Hurst
editor@catfishstudygroup.org

AUCTION ORGANISERS

Roy & Dave Barton

BREEDERS AWARD SECRETARY

Mark Walters
bap.secretary@catfishstudygroup.org

PUBLICITY

Stuart Brown
publicityofficer@catfishstudygroup.org

CAT CHAT

The Committee of the CSG would like to thank the following companies

Aquarian • Arcadia • Tetra • King British • Waterlife • Algarde •
Interpet Publishing • JBW, Darwen • BAS, Bolton • Pier Aquatics, Wigan •
Midland Waterlife, Bromsgrove • Henley Water Gardens • Pets Parade •

From the Chair



Firstly our apologies for the lateness of this issue of Cat Chat and the last two issues. The reason for this is quite simple, lack of material. Without input from you, the members and there are around 200 of you out there, we have nothing to put in. Yes! OK, there is my little bit of news and reports interlaced with a fair amount of moans and groans; we have Mark's science news. Some of the BAP reports are coming to their final stages, and we should start to publish results in the future issues. However, we also want to know what you are doing with your Catfish. As I said, there are around 200 CSG members worldwide and if each of you wrote one paragraph, or even an article - heaven forbid, the Editor would be totally snowed under. If you haven't already done so, how about sending a short profile of yourself to the Editor for the "Meet the member" section together with a picture of yourself.

Now I'm down off my soapbox and on a brighter note, September 16th was the day of the CSG's annual Open Show and a great day it was. There were several records broken, which was very pleasing in this day and age when aquatic societies are slowly disappearing. Firstly, we had more entries for more than ten years, in spite of some big names in the show world not attending. The auction also realised a record profit, as did the raffle

and canteen. Add to this a superb response to the class sponsorship and to say the day was a great success would be a gross understatement. The most pleasing aspect of the show itself were the number of entries in the breeders section, there were 26 entries in the Cory section alone, glad I was showing and not judging, it must have been the hardest class of the show to judge. I am already looking forward to next year's event, which I am sure will be even better. The Show results are elsewhere in this journal.

Moving forward to our major event of next year; the Annual Catfish Convention will take place over the weekend of 15th – 17th February at the Britannia Hotel Standish, Wigan. All the arrangements have been made, the speakers are all booked, the programme has been set out and the tickets have been printed. Now is the time for you to get involved, simple really, mark the dates in your calendar, order your ticket, then sit back and before you know it you will be there.

This Convention promises to be the best one we have done and I hope that you will all want to be a part of it. The full details and prices can be found here in this issue and also on the CSG Website www.catfishstudygroup.org/core/conventionlocation_2008.htm

AQUALIFE

www.aqualifeonline.co.uk
Tel/Fax: 01772 601777



Aqualife,
Wyevale Garden Centre,
338 Southport Road,
Ulnes Walton.
Leyland,
PR26 8LQ

Everything you need when it comes to Aquatics

Natural But Nice.....

An introduction to a series of articles on Live Foods by Mark Breeze.

The beneficial use of live food has long been recognised by aquarists and they have been fed to our fish, in one form or another, for almost 2500 years since the birth of the fishkeeping hobby. Today a number of different live food organisms can be utilised as food for our aquarium fish including naturally occurring collected live foods, home cultured live foods and both pre-packed live food and the frozen or freeze dried live food organisms that are available from our local aquatic store.

Many of the fish that we as aquarists maintain in captivity are extremely adaptive and the vast majority will readily consume, and in fact thrive upon, standard offerings of dry foods such as flake or granules. However, a noticeable difference to the health, vigour, growth rates and colouration can be seen in those animals fed on a varied, well balanced diet that incorporates live foods similar to those found in their natural biotope.

Natural live food and the benefits.

In the wild a wide variety of food items are exploited by fish in order to provide the basic nutritional requirements to sustain life and live foods form an integral part of the fish's diet. The live foods exploited by fish within their natural habitats can include bacteria, protozoa and other micro organisms as well as a wide range of aquatic and non aquatic insects, worms, snails and crustaceans, amphibians and other fish. These natural organisms are, for the most part, high in nutritional quality and are an important source of protein, lipids (fats), carbohydrates, minerals, vitamins and enzymes that act as mild laxatives as well as making digestion more efficient for the fish.

The natural feeding instincts of both adult fish and fry are often stimulated by live foods and fish will respond more eagerly to living prey rather than inanimate foods, the movement creating a response in all but the sickest of fish. Some species of adult fish and fry will in fact only recognise and accept live foods as being edible; many species will frequently starve to death rather than feed upon dry foods.

The term immunostimulant could also be applied to live foods as many contain ingredients whose primary function is to enhance and stimulate the immune response in fishes

The benefits of feeding live foods have also led breeders to utilise natural foods as an aid to help condition prospective stock for breeding purposes. Female fish often become ripe with eggs after being fed

both regularly and heavily upon live foods which can help to induce spawning activity in the majority of easily bred species and at times even in some of the more difficult species.

Bio-encapsulation.

It is also possible to beneficially alter the nutritional profile of some live foods such as brine shrimp, daphnia and rotifers using a process known as bio-encapsulation or gut loading. Specially formulated enrichment components containing emulsified fish oils are offered and ingested by the live foods prior to being fed to the fish. Emulsified fish oils contain HUFAs (Highly unsaturated fatty acids) and have a very high nutritional, vitamin and calcium content. The use of other high protein enrichments including Spirulina (60%-70% protein) and colour enhancing supplements such as the carotenoid Astaxanthin can also be beneficial and are often used to gut load Microworm, Grindal worm and Whiteworm. Vitamin supplements intended for infant use can also be incorporated into the culture medium and diet of many live foods.

A point to consider.

Despite all of the benefits associated with feeding live foods it is also important to note that there is one slightly negative point to consider. Live foods and in particular wild collected foods such as the Tubifex worm can harbour pests and diseases in the form of microbial pathogens (bacteria and viruses) and parasites that often occur in the gut or body tissue of the live food organisms and also in the water from which these foods are collected.

Cultured live foods are much less likely to carry harmful pests but it is often beneficial to purge any live foods by soaking for approximately 30 minutes in a weak 1% stock solution of Potassium permanganate (10 mls per litre of water) which can help to rid them of any parasites or bacterial pathogens that may be present. The gut can also be purged by rinsing live foods 3-4 times in clean freshwater until the water runs clear. Following these procedures will certainly help to reduce the risk of disease but will not completely eliminate all of the parasites and pathogens that might be present within the gut and body tissue.

Personally I have fed live foods daily for a number of years as part of my fishes staple diet and I have not encountered any serious problems with feeding these natural foods apart from the odd outbreak of Hydra, from overfeeding brine shrimp, that is easily cured.

CAT CHAT

However the risks associated with the introduction of pests and diseases via live foods is something that cannot and should not be completely overlooked.

Sources of Live Foods.

Live food organisms are often divided into two categories, collected wild foods and cultured live foods.

Collected wild foods such as the freshwater crustaceans *Daphnia* (water flea), *Cyclops* and other free swimming copepods as well as *Culex* (black mosquito larvae), Glassworm (white mosquito larvae) and *Chironomus* (bloodworm) can often be found occurring naturally in nutrient rich ponds and still water bodies with silted or muddy substrates. *Gammarus* (freshwater shrimp) and *Asellus* (water lice) occur in clear shallow running freshwater such as ditches, streams and rivers. The common earthworm (*Lumbricus terrestris*) and the smaller and more suitable redworms (*Bimastrus foetida* and *lumbricus rubellus*) are all easily collected in moist areas rich in leaf litter or from within the compost bin and can be utilised by aquarists to feed larger species of fish.

The majority of these natural live foods are easily collected and many can also be cultivated and maintained outdoors in water butts etc during the warmer months of spring and summer.

Cultured live foods are a very economical way of providing a steady supply of live organisms that are suitable for feeding to both young fry and adult fish alike. Micro organisms (Infusorians, Paramecia and Rotifers) at a size of only a few microns can be cultured to feed the smallest of fish fry. Newly hatched *Artemia* (Brine shrimp), Microworm (*Panagrellus silusae*) and Vinegar

September 2007 Vol 8 No 3

eel (*Turbatrix aceti*) are cultured as a food for slightly larger fry or as a second food for those initially requiring micro organisms.

A number of insect and worm species are also cultivated as food for aquarium fish. Insects such as the Fruit fly (*Drosophylla* sp) for surface feeding fish and both Grindal Worm and Whiteworm (*Enchytraeus* sp) can be utilised to feed juvenile and adult mid water and bottom dwelling species.

Live food starter cultures can be obtained from biological and aquaculture supply companies, live food suppliers, fish club auctions or from fellow aquarists. The vast majority of cultivated foods are easily cultured using mediums and foods that are readily available within your local garden centre and supermarket.

Conclusion.

Personally I am of the opinion that the benefits associated with the collection, cultivation and incorporation of natural food organisms into the diet of our fish makes live foods a "must" for any serious hobbyist, aquarist or breeder of freshwater tropical species.

In this series of articles on live foods we will discuss the various live food organisms that are available to the hobbyist including their collection, cultivation, nutritional values and their value as a food source for our aquarium fish.

Next time....

In the next article I will outline the use of the micro-organisms Infusoria, Paramecia and Rotifers with the emphasis being on their importance as a first food for the smallest of fish fry.

CATFISH STUDY GROUP

Annual Convention

15 - 17 February 2008

The Britannia Hotel
Almond Brook Road
Standish
Wigan
Lancashire
WN6 0SR
Tel: 01257 499988

See page 9 for more details

Edward Drinker Cope (1840-1897)

A small insight: by A. W. Taylor.



The well-known American paleontologist, herpetologist, and ichthyologist, Edward Drinker Cope was born in Philadelphia, USA, on July 28th 1840 to wealthy Quaker parents. At an early age Cope wrote a paper on salamandridae to the Philadelphia Academy of Natural Sciences and he became associated with a group of young scientists in Washington and joined the so called "Megatherium Club (1857-1866)" which was a society that had many members who had no formal scientific education. Through their diligent studies and observation they became well known and respected in their own fields. These young scientists gained some notoriety at the Smithsonian in Washington for the hard work that they put in during the week and also, it has to be said, their habitual carousing each weekend which got them into trouble on more than one occasion.

Cope went on study at the University of Pennsylvania and in Europe. In 1865 he was appointed curator to the Philadelphia Academy of Natural Sciences; a post, which he held until 1873. During this time Cope was also appointed to the position of Professor of Natural Science at Haverford College (1864-1867). With his speciality being in paleontology; Cope was offered and accepted the position of Professor of geology and palaeontology, at the University of Pennsylvania in 1889. In total through out his academic life, Cope published an astonishing 1,200 plus scientific papers,

many on new species. However, Edward Drinker Cope may be best remembered more for his involvement in the notorious so-called "Bone wars".

The Bone Wars, started out as a friendly competition between Cope and rival Paleontologist, Othniel Charles Marsh. Both Cope and Marsh came from wealthy families that had large fortunes which they both used to fund their expeditions around America in search of fossilised remains of animals, especially dinosaurs.


What started out as a friendly rivalry, ended up a bitter and sometimes bloody race against each other in their pursuit of more and more new discoveries? On one occasion Cope stole Marsh's train, which was carrying quite a considerable amount of fossil bones. Due in part to this intense rivalry and eagerness to out do each other, both made mistakes in some of their descriptions. On one such occasion Cope had connected the head of one fossil not to its neck but to the tip of the tail. Later, a mistake that Marsh made was where he had put the wrong head on a brontosaurus, a fact that went unnoticed until as late as 1981. Each took great pleasure in ridiculing each other to the press and other scientists.

Due to Cope's Quaker upbringing and beliefs he became one of the founders of the Neo-Lamarckian School of Evolutionary Thought; which believed that changes in the timing of embryonic development and not natural selection was the force behind the evolution of species.

Due partly to his bitter feud with Marsh and financial ruin, Cope died in his home city of Philadelphia on April 12th 1897. In his will, he left his body to science with the request that although he had left his brain to the Wistar Institute, his body should be used as the 'Holotype' of Homo sapiens but his body proved to be unsuitable for such a purpose.

In 1913 John Treadwell Nichols at his own expense published a journal for the American Society of Ichthyology and Herpetology and named it 'Copeia' in honour of Edward Drinker Cope and this journal is still being printed today.





One of the Worlds Largest Aquatic & Pet Centres

**ALWAYS A HUGE SELECTION OF FISH
FROM ALL OVER THE WORLD**

We are keen to supply the fish that people want. We stock as much variety as possible and we constantly investigate new suppliers and sources to make rare and unusual fish available to you.

And just to make your visit worthwhile, you will also find

- Vast Dry Goods • Aquarium Furniture •
- Our own OATA approved Red Sea Aquariums •
- Pond and Water Garden Products • Coldwater Fish •
- Marine Fish • Aquarium Plants • House Plants •
- Large Pet Department • Gift Shop • In Store Café •
- Vending Machines • Large Free car park •

AND

BAS ANGLING

BRITAINS AQUATIC SUPERSTORE LTD

225 FOLDS ROAD

BOLTON

BL1 2TW

Tel: 01204 534343 Fax: 01204 364174

e-mail: fish@bas.co.uk

www.bas.co.uk

Breeding *Brochis splendens* (Castelnau – 1855)

by Danny Blundell Member No 5

During 2004 I purchased seven *Brochis splendens* and after quarantine they were acclimatised and released into my 6' x 2' x 2' community tank in the dining room. The fish were fed and watered until August 2006 when they were transferred into a 48" x 18" x 18" planted aquarium in my fish room.

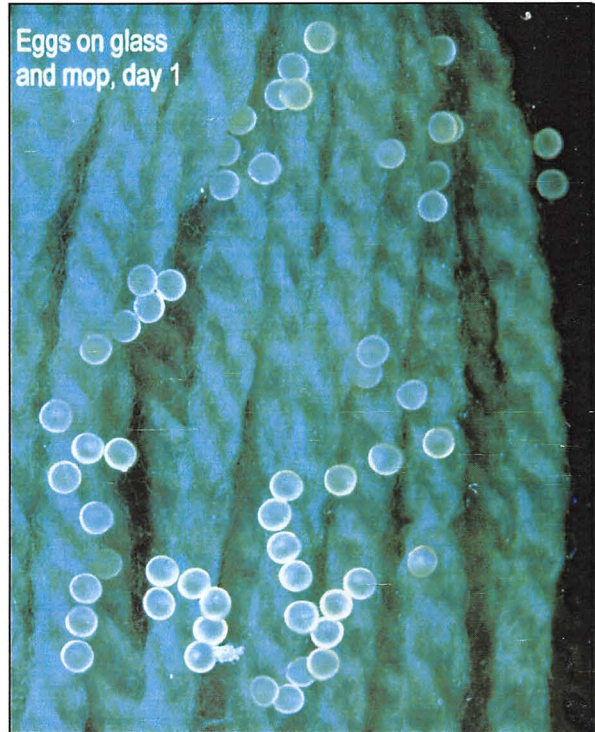
Ann and I were due to go on holiday in October, so I started the intensive maintenance programme prior to our departure. I had to decide whether to return the *Brochis* to their previous home or to temporary accommodation. I decided on the latter, which consisted of 24" x 24" x 12" high tank on the top row in the fish room. Filtration consisted of an under gravel system which covered 20% of the base, the remainder being 'bare bottomed' and extra turbulence was provided by a Fluval 4 internal power filter.

I had maintained this tank 5 days earlier by turning off the filtration, stirring up the gravel and siphoning all the dirty water out of the fish room window onto the garden. The tank was then refilled with tap water dosed with 'API Stress Zyme' and the filtration reactivated. Before transferring the fish, I added the tank décor consisting of pieces of bogwood to which I tied plants using fishing line. I use *Anubias* sp., Indian Fern and *Microsorium windlovii* which are tough, easy to grow and propagate in my low light conditions with just the addition of a few drops of aquarium fertilizer. Later that day they were fed 2 blocks of frozen bloodworm, the room lights extinguished and that night we had a huge thunderstorm.

Spawning No 1

Spawning Date	11.10.2006
PH	6.5
Temperature	27°C
Pressure	1004 mbar

The next job was to grab the camera and record this fortuitous event, see below.



By midday the spawning activity had ceased, so I removed the adults to an empty planted tank to recuperate and added Pimafix to the breeding tank at a concentration of 7ml per litre.



The eggs were 2mm in diameter, with low adhesion to the glass, approximately 1 to 2 on the Ian Fuller scale.

The fry were free swimming by the 17.10.2006, but we were due to go on holiday the next day. Normally my daughter looks after all my fish during our vacations, but on this occasion I asked her not to feed this tank as I feared that any excess food would pollute it. To give the fry any chance of survival I added a quantity of Liquifry No 1 for egg layers, I then squeezed the contents of the internal filter sponge into the tank and finally I added some Loricarid faeces from another tank.

We then departed for our holiday.

On our return I was surprised to find that a dozen or so fry had survived, so I started on a regime of feeding and small water changes. Over the next few months I witnessed the most amazing changes in shape and colour patterns, the resulting photographs follow overleaf.

The first spawning were raised in their breeding tank for 6 weeks, and then transferred to a 48" x 18" x 18" growing on tank.



Spawning No 2

The 24" x 24" x 12" breeding tank was drained, cleaned and refilled as described prior to spawning No 1.

The barometer was indicating rising pressure when the adult fish were introduced into the tank and fed with frozen bloodworm. The next morning the fish had spawned and were again transferred to their holding tank. Pimafix added as previously.

Spawning Date	23.11.2006
pH	6.9
Temperature	27°C
Pressure	972-986 mbar

The eggs hatched by the 28.11.2006, Liquifry was added and 2 days later a small pinch of superfine fry food. The fry grew well for 6 weeks and were transferred to a 48" x 18" x 18" growing on tank as we were off on a months holiday, leaving our daughter in charge. On our return I found all of the second spawning babes had perished as I had not put any coral sand into the filter and the pH had slid to a lowly 5.0, an important lesson learned.

I use five tanks to spawn a limited number of catfish species and am reasonably successful, however, I was not satisfied with the undergravel filters as they clog too easily. I decided to replace them with 'Hamburg' Sponge filters as described in 'Catchat' Vol 5, No 3, 2004.

For the 24" x 24" x 12" inch tanks I purchased 24" x 12" x 3" thick medium blue sponge, the water being circulated by an old Eheim internal power filter.



The pH was maintained by the addition of coral sand contained in a cut down pair of tights positioned behind the sponge.

Spawning No 3

Spawning Date	19.03.2007
pH	7.0
Temperature	28°C
Pressure	998-1017 mbar

CATFISH STUDY GROUP

9th Annual Convention

15th - 17th February 2008

at

The Britannia Hotel
Almond Brook Road,
Standish, Wigan,
Lancashire. WN6 0SR
Tel: 01257 499988

<http://www.britanniahotelwigan.co.uk/>

Speakers include: -

Dr Michael Hardman - Finland
Dinyar & Rusty Lalkaka - USA
Dr Martin Taylor - UK
Mr. Mark Breeze - UK
Mr. Brian Walsh - UK

Programme

The event kicks off on Friday evening with an informal dinner followed by a CSG presentation by **Brian Walsh**.

Saturday

Morning: a series of workshops. Subjects include: live food culturing, fish photography, diseases and parasite control. There will also be specialist society stands from the AAGB, BCA, BLA, BKA and the UKAPS

Afternoon: there will be two talks,

Rusty Lalkaka on the 'Catfishes of the Nile, Congo and Rift Valley.

Michael Hardman on "Reproduction in Catfishes"

Pt. 1 Review of what's known.

Pt. 2 Endocrinology of reproduction'.

Evening: The Convention Dinner which will be followed by an open forum based on **Michael Hardman's** afternoon talk.

Sunday

Michael Hardman on Pt 3 "Reproduction in Catfishes" How reproductive biology relates to other aspects of Catfish biology.

Mark Breeze This years none Catfish presentation on Keeping and breeding Dwarf Cichlids of the family Apistogramma.

Martin Taylor "Phylogeny of Corydoradinae Catfishes".

Dinyar Lalkaka will give the final presentation of the day about 'Asian catfishes'

For further information contact:

Ian Fuller – Chairman
chairman@catfishstudygroup.org

Adrian Taylor - Secretary
secretary@catfishstudygroup.org

'What's New' - September 2007

by Mark Walters

This article presents sightings and abstracts for four scientific papers for which further details are available.

Catfish sightings: Following on from the list of not-unusual or new species available in the hobby, the following have been sighted: *Mochokiella paynei*, *Synodontis nummifer*, *S. alberti*, *Hemibagrus wyckii*, *Corydoras fowleri*, *C. griseus*, *C. gossei*,

Selected scientific papers:

Ribeiro FRV and CAS de Lucena (2006) - A new species of *Pimelodus* from the Rio Sao Francisco drainage, Brazil has been described. *P. pohli* reaches a size of around 20cm and along with *P. fur* and *P. maculatus*, is one of three *Pimelodus* species found in this region.

Salcedo NJ (2006) - Two new species of *Chaetostoma* have been discovered in the Huallaga River in central Peru. The Huallaga is a torrential river making it difficult to navigate and hard to explore. *C. daidalmatos* has large dark rounded spots on the body and the dorsal and caudal fins. *C. stroumpoulos* has dark rounded spots only on the body. The bulldog plecs were discovered in the river 650m above sea level.

Ng, HH & I Rachmatika, 2005 - *Glyptothorax exodon*, a new Sisorid catfish has been discovered in Borneo. It can be distinguished from other closely related species, except *G. platypogonides* and *G. siamensis*, in having a slender body. It differs from *G. platypogonides* in having a deeper caudal peduncle and from *G. siamensis* in having a larger eye and a mottled color pattern lacking distinct pale stripes.

Provenzano F & Milani N, 2006 - An endangered species of suckermouth catfish, *Cordylancistrus nephelion*, has been described from the Tuy River in Venezuela. It can be distinguished from other members of the genus by its unique colour pattern of white spots. The extreme alteration of this river system has left its fauna in a perilous situation.

If you have any sightings you would like to share or would like to track down a paper, contact me for the full reference: mark.walters70@ntlworld.com.

Acknowledgement is made to Planet Catfish, Practical Fishkeeping and the All Catfish Species Inventory (ACSI) database for the original source of information on papers.

CATFISH STUDY GROUP

Sunday 16 March 2008

Spring Auction

Starts at 1300 hrs

at


**Highfield Working Men's Club
Ratcliffe Street
Darwen
Lanc's**

Booking in from 1030 hrs on the day
Pre-book by telephone on 01942 248130

A report on spawning *Scleromystax* 'species C112'

As presented for the CSG B.A.P. By Adrian W Taylor. F.N.A.S. Dip; MB.

It was while on the way to the club meeting in May that I had by chance an occasion to visit a store that had been regarded for some time as one of the best stores in the North West of England, and one that I don't get to as often as I like. After looking around the tanks, the proprietor pointed out some rather smallish *Scleromystax* catfish that had been hiding away in a large clump of java moss, after giving them careful scrutiny, and having left my reading glasses in the car, I asked Steve (the proprietor) to catch me one male and two females, as at first glance it was hard to distinguish between male and female, there were at the time some other CSG members in the store and between them and Steve they managed to find what was a definite male and female, it was after some time and quite a bit of discussion that I agreed, that finding a definite female in the remainder of the small shoal was unlikely, and I agreed to accept that the third catfish may turn out to be a subdominant male. After arriving home later that night, I realised that I had no spare tank in which to place them in, and after a quick look around the tanks in my fish



Male C112 (A.W. Taylor)

Continued from previous page

Only 6 eggs were laid but fungused by the end of the day and no more were laid.

Over the next 28 days the pressure remained constant between 1020 mbar and 1022 mbar and no matter how often I changed water, the fish did not spawn and to date, the fish still have not spawned.


Following discussions with Brian Walsh, who bred this species in 1990, we suspect that they are seasonal spawners.

To complete this project I need to confirm that :-

- (1) these fish will spawn between October and March;
- (2) the trigger is both a large [100%] water change and a positive pressure change;
- (3) to photograph the sexual dimorphism.

Hopefully this time next year I can report back on my

house; I decided to put them into a tank that had some *Corydoras paleatus* fry and some bristle noses in.




Female C112 (A.W. Taylor)

Water changes were being carried out at a ratio of 25% every other day, as I was feeding heavily the *C. paleatus* fry. A few days later and the fish seemed to have settled nicely in the tank and were feeding well. On the morning prior to the C112's spawning, I found one of the trio dead, upon inspection this turned out to be the third specimen, the one that had a question mark over its gender. The following morning I found some twenty-four eggs laid close together in a clump; however, these were not stacked as is the case of *S. barbatus*. These eggs were removed from the side of the tank and placed in a hatching tray and to which a small air stone was immersed.

Concerning the death of the third fish, I had heard from another aquarist that they had found that the males of this species had a tendency to be belligerent towards one another, maybe the third specimen was a male and the demise of which, was a direct result of aggression from the other dominant male? As water quality checks showed no anomalies.

70% of the eggs hatched forty hours later and these took a further forty-eight hours to absorb their egg sacs.

It was shortly after the fry had absorbed their yolk sac's that I transferred them to one of my fry growing on tanks,



Fry @80 hrs (A.W. Taylor)



Fry @ 7 days (A.W.Taylor)



Fry @ 1 month (A.W. Taylor)

which contained mature water from the parent tank and was filtered by an small air powered sponge filter. The fry were fed for the first two days on infusoria, and then were fed on a mixture of infusoria and a small amount of pre-soaked powdered flake food for the next week and a half; after which, the fry was fed on a diet of powdered flake food, micro worm and newly hatched brine shrimp, after a further week the fry were accepting grindal worms as a part of their diet. Water changes were carried out at a ration of 40%, every third day. When the fry reached 10mm SL, I moved them on to a larger tank, which was filtered by a large air powered sponge filter. So far these *Scleromystax*'s have proved to be quite a hardy little catfish, as they had survived a

water quality issue beyond my control when they were 2 months of age, and have shown no ill effects from this degradation of water quality.



Fry @ 3 Month (A.W.Taylor)

Ameiurus

by Heek Hee Ng

This is the first of a series dealing with unwelcome guests in the siluriform world, i.e. catfishes that have established breeding populations outside (often way outside) of their natural distributional ranges. These unwanted introductions are always the result of human activities, inadvertent or otherwise. The first of this series deals with a subject close to home...the presence of the North American bullhead catfish *Ameiurus* spp. in European waters. Bullhead catfishes belong to the family Ictaluridae, a group native to the North American continent natively occurring from southern Canada to northern Guatemala. Ictalurid catfishes were first introduced to Europe in the late 19th century, arriving in France from North America in 1871, and again in various parts of Europe throughout the 1880s (Belgium in 1884; Germany, England and the Netherlands in 1885). Most of the first introductions were intended for aquaculture, although ictalurids rapidly fell out of favour as cultured food fishes in this part of the world. Subsequent introductions may have been due to releases from the aquarium trade (it was recorded in the late 1970s that commercial fish breeders in northern Italy were exporting large quantities of ictalurids).

It was thought for a very long time that only one species – *Ameiurus nebulosus* (the brown bullhead) – was introduced from North America, but given the probable source (sloughs of the Mississippi River basin in which young fish were trapped when the seasonal floods

receded), it is almost certain that other ictalurid species were also included. In any case, the two most common established ictalurid species are the brown bullhead and the black bullhead (*Ameiurus melas*). Both species are found throughout much of western and central Europe; with the ranges constantly expanding (the range of the black bullhead has extended to the Tagus River drainage in Portugal as recently as 2000). In some areas, bullhead catfishes are capable of reproducing rapidly to the point that dense, stunted populations are found in some water bodies. In France, evidence has also been found that human activities may inadvertently facilitate the spread of bullhead catfishes: the decrease in agricultural practices in the Brière marsh (in the Loire River estuary) has led to an increase in reed bed habitats, the preferred habitat of *Ameiurus melas*.

In Europe, bullhead catfishes threaten native fishes because of their predatory habit and their potential to successfully outcompete native fishes for resources (on the account of their high fertility, parental care, voracious habit and ability to withstand low oxygen levels, polluted waters and high temperatures). This is particularly a problem in areas with considerable ichthyofaunal endemism, such as the Iberian Peninsula, although it has to be noted that concrete evidence of the catfish displacing native fishes due to competition is still lacking.

For all your Catfish needs why not visit



**One of the UK's Premier Catfish suppliers
with over 200 display tanks.**

We have regular shipments and import many rare and unusual catfish including never before seen species of Corydoradinae, Loricariidae & Pimelodidae.

*Catfishes large or Catfishes small, whatever you want we have them all.
The fish we have for your delight, with colours plain or colours bright.
Just drop right in to see our fish, or just give us a call if you wish.*

*We have a range of tanks and kit, that for every taste we're bound to fit.
So come along and see for your self, the stuff we have upon the shelf.*

*Our friendly staff will provide, advice to help, you decide.
So come along and have a chat, this is where we are at: -*

**Pier Aquatics
Great George Street
Off Wallgate
Wigan
WN34DL**

Tel 01942 236661

Fax 01942 821053

Opening hours: -

Mon Tues Wed Fri and Sat: - 10am -5.30pm

Thurs: - 10 am - 8 pm

Sunday: - 10 am -4-30pm




Letters to the Editor

Dirty Fish-Dirty tank [Vol 8 No 1], a Reply

Dear Bill,

I have a 48 x 18 x 18 tank which I use to breed and raise *Ancistrus* catfish and have experienced their prodigious production of waste. My system consists of a 'bare bottomed' tank with a large quantity of bogwood, an external power filter and a power head used to prevent the formation of surface scum. With this system the excess faeces collects in two areas of the tank, which I can siphon off routinely.

The external power filter is set up as in the picture below.




The left hand canister was an old burnt out filter which I cut the cable off, and removed the impeller, the right hand unit is the working power filter. The tank water is siphoned into the right hand canister and pumped via the left hand canister back to the tank, this system doubles the filter material.

The right hand filter contains ceramic pre-filter and a quantity of coral sand to maintain the pH, whilst the

second canister contains more ceramic filter material, followed by a layer of open weave Japanese matting, and then a finer sponge layer.

In the past I have experienced the premature reduction in flow rate following the filters being cleaned, the filters being the old brown Fluvals which are still working well. I have reduced this problem by preventing the final filter sponge from floating to the top of the internal canister and restricting the flow. To this end I cut a piece of 'eggcrate' to fit into the internal canister as in the picture below.



I hope these ramblings are of some use.

Regards,

Danny Blundell

Membership No 5.



Breeders Award Programme

Second Quarter Review 2007/08

The Breeders Award Programme (BAP) was launched on March 1st. The programme encourages CSG members to log and submit breeding reports against successful catfish spawnings.

In the first three months of the programme, 35 registrations had been made for 29 species, full details are available, in the first quarter report, on the CSG website. During the second quarter (to the end of August) a further 15 registrations have been made for a further 13 species.

Reference	Date	Species	Reporter
AT3	05/08/2007	Ancistrus sp. 3	Adrian Taylor
AT4	03/06/2007	Scleromystax sp. 'C112'	Adrian Taylor
IF11	02/07/2007	Corydoras 'CW022'	Ian Fuller
IF12	03/07/2007	Corydoras multimaculatus	Ian Fuller
AT5	08/06/2007	Corydoras similis	Adrian Taylor
AT6	08/06/2007	Corydoras burgessi	Adrian Taylor
MW9	12/07/2007	Corydoras habrosus	Mark Walters
AT7	18/07/2007	Erithistes pusillis	Adrian Taylor
AT8	21/07/2007	Aspidoras taurus	Adrian Taylor
DP5	16/07/2007	Corydoras weitzmani	Dave Penney
DP6	23/07/2007	Corydoras 'C123'	Dave Penney
KJ1	29/07/2007	Corydoras sterbai	Keith Jackson
KJ2	01/08/2007	Corydoras 'C89'	Keith Jackson
IF13	03/04/2007	Corydoras weitzmani	Ian Fuller
IF14	30/08/2007	Corydoras osteocarus	Ian Fuller


Name	Points to date
Mark Walters	320
Ian Fuller	315
Adrian Taylor	180
Dave Penney	40
Keith Jackson	0

Points have been accumulated by members for submission of Stage 1/2 reports and, more recently, an influx of stage 3 reports for successful rearing of fry to at least 3 months.


Additional points should be achieved by the end of the next Quarter (November end) for 6 month old fry development records plus 20 extra points for the first time recorded species. This will generate a significant number of reports for the CSG magazine and qualify some members for the bronze award before the end of the year.

CATFISH STUDY GROUP

Would like to thank all our **Open Show** sponsors for their valued support.



www.JBL.de



OPEN SHOW RESULTS 2007

158 entries

1	ASPIDORAS		ENTRIES 4	
1	Stuart Brown	CSG	A depinnai	85.5
2	Stuart Brown	CSG	A depinnai	84.5
3	John Hetherington	CSG	A taurus	83.5
2	BROCHIS		ENTRIES 3	
1	Ian Fuller	CSG	B splendens	82.5
2	K.P.J.	Select	B multiradiatus	80.5
3	Ian Fuller	CSG	B splendens	78.5
3	CORYDORAS "A" up to 57 mm		ENTRIES 18	
1	Stuart Brown	CSG	C diphyes	89
2	Stuart Brown	CSG	C habrosus	88.5
3	Stuart Brown	CSG	C caudimaculatus	87.5
4	CORYDORAS "B" over 57 mm		ENTRIES 11	
1	Dave Bent	CSG	C sterbai	85
2	Ian Fuller	CSG	C pulcher	84.5
3	Ian Fuller	CSG	C gossei	82
5	CORYDORAS TYPES		ENTRIES 12	
1	Stuart Brown	CSG	C91M	82
2	Mark Walters	CSG	C113	81
3	Keith Myers	CSG	C141	80
6	SCLEROMYSTAX		ENTRIES 7	
1	Stuart Brown	CSG	Scleromystax barbatus	79
2	Stuart Brown	CSG	Scleromystax prionotus	78
3	Stuart Brown	CSG	Scleromystax prionotus	77
7	A.O.V. CALLICHTHYIDAE		ENTRIES 2	
1	Kenneth Hunter	Workington	Hoplosternum pectorale	74
2	Mark Walters	CSG	Callichthys callichthys	72
3				
8	ASPREDINIDAE		ENTRIES 1	
1	Mark Walters	CSG	Bunocephalus coracoideus	72
9	AUCHENIPTERIDAE		ENTRIES 4	
1	Roy Blackburn	Castleford	Tatia neivai	78
2	K.P.J.	Select	Trachycorystes maculosus	75
3	Stuart Brown	CSG	Tatia intermedia	72
10	BAGRIDAE		ENTRIES 2	
1	K.P.J.	Select	Rama chandramara	76
2	Roy Blackburn	Castleford	Hyalobagrus flavus	72

11	DORADIDAE		ENTRIES 3	
1	D & L Speed	CSG	Amblydoras hancocki	80
2	P Aspinall	CSG	Acanthodoras spinosissimus	77
3	P Aspinall	CSG	Platydoras costatus	76
12	LORICARIIDAE up to 130mm		ENTRIES 11	
1	Ian Fuller	CSG	Otocinclus sp 2	80
2	Adrian Taylor	CSG	Otocinclus cocama	79
3	Mark Walters	CSG	Parotocinclus maculicauda	78.5
13	LORICARIIDAE over 130mm		ENTRIES 4	
1	D & L Speed	CSG	Baryancistrus demantoides	76
2	Stuart Brown	CSG	Baryancistrus demantoides	74
3	K.P.J.	Select	Sturisoma barbatum	72
14	LORICARIIDAE L & LDA No's up to 130 mm		ENTRIES 7	
1	D & L Speed	CSG	L163 Big spot peckoltia	87
2	Stuart Brown	CSG	L49	86
3	Adrian Taylor	CSG	L211	85
15	LORICARIIDAE L & LDA No's over 130 mm		ENTRIES 0	
16	MOCHOKIDAE up to 130mm		ENTRIES 7	
1	Stuart Brown	CSG	Mochokiella paynei	82
2	Ian Fuller	CSG	Mochokiella paynei	77
3	Stuart Brown	CSG	Microsynodontis polli	76
17	MOCHOKIDAE over 130mm		ENTRIES 2	
1	Danny Blundell	CSG	Synodontis brichardi	73
2	Joe Bramell	Merseyside	Synodontis decorus	66
18	PIMELODIDAE up to 100mm		ENTRIES 3	
1	Stuart Brown	CSG	Microglanis poecilus	85
2	D & L Speed	CSG	Microglanis iheringi	81.5
3	K.P.J.	Select	Microglanis iheringi	79.5
19	PIMELODIDAE over 100mm		ENTRIES 0	
20	COLDWATER CATFISH		ENTRIES 0	
21	A.O.V. CATFISH - SOUTH AMERICAN		ENTRIES 0	
22	A.O.V. CATFISH – AFRICAN		ENTRIES 1	
1	Mike Kirkham	CSG	Eutropius buffei.	82
23	A.O.V. CATFISH – ASIAN		ENTRIES 12	
1	Roy Blackburn	Castleford	Akysis maculipinnis	84
2	Roy Blackburn	Castleford	Hara horai	83.5
3	Stuart Brown	CSG	Akysis longifilis	83

24	PAIRS – CORYDORADINAE		ENTRIES 10	
1	Keith Myers	CSG	C elegans	80
2	Stuart Brown	CSG	C diphyes	79
3	Ian Fuller	CSG	C weitzmani	78
25	PAIRS – LORICARIIDAE		ENTRIES 1	
1	John Hetherington	CSG	Rineloricaria parva	78.5
26	PAIRS – AOV SOUTH AMERICAN		ENTRIES 1	
1	Stuart Brown	CSG	Tatia intermedia	77
27	PAIRS – AOV AFRICAN		ENTRIES 0	
28	PAIRS – AOV ASIAN		ENTRIES 3	
1	Roy Blackburn	Castleford	Akysis prashadi	85
2	Stuart Brown	CSG	Akysis longifilis	82
3	Roy Blackburn	Castleford	Hara mesembrina	79
29	BREEDERS - CORYDORADINAE		ENTRIES 26	
1	Alan Vaissiere	CSG	Corydoras venezuelanus	83
2	Dave Bent	CSG	Corydoras habrosus	82
3	Ian Fuller	CSG	Corydoras sp C120	81
30	BREEDERS – LORICARIIDAE		ENTRIES 4	
1	Ian Fuller	CSG	Ancistrus triradiatus	86
2	Stuart Brown	CSG	Hemiloricaria parva	85
3	Danny Blundell	CSG	L4	83
31	BREEDERS – AOV SOUTH AMERICAN		ENTRIES 0	
32	BREEDERS – AOV AFRICAN		ENTRIES 0	
33	BREEDERS – AOV ASIAN		ENTRIES 0	
34	FAMILY CLASS – Pair & Breeders Team		ENTRIES 6	
1	Ian Fuller	CSG		78
2	Stuart Brown	CSG		77
3	Adrian Taylor	CSG		71
	Stuart Brown	CSG		71
35	BREEDERS – MASTER CLASS		ENTRIES 7	
1	Danny Blundell		CSG	
2	Dave Bent		CSG	
3	Dave Bent		CSG	

SPECIAL WINNERS 2007

Best Fish in the Show.

The TetraMin Award (Classes 1-23)

- 1 Dave Bent of CSG for a Corydoras Sterbai (Class 4)
- 2 Stuart Brown of CSG for a Mochokiella paynei (Class 16)
- 3 Stuart Brown of CSG for a Scleromystax barbatus (Class 6)

Best Corydoradinae

Yvonne Cank Memorial Trophy (Classes 1-6)

Stuart Brown of CSG for his Corydoras diphyes (Class 3)

Best From Classes 7-11

Masterstaff Cup

D & L Speed of CSG for their Amblydoras hancocki (Class 11)

Best Loricariidae

Masterstaff Trophy (Classes 12-15)

D & L Speed of CSG for their L163 Big Spot Peckoltia (Class 14)

Best Overall Synodontis Species

LMB Aquatics (Class 16-17)

Stuart Brown of CSG for a Mochokiella paynei (Class 16)

Best Pimelodidae Species

S & P S Cup (Class 18-19)

Stuart Brown of CSG for a Microglanis poecilus (Class 18)

Best A.O.V. CATFISH

A.O.V. Catfish trophy (Class 20-23)

Roy Blackburn of Castleford for an Akysis maculipinnis (Class 23)

Best Pair

Clint Cup (Classes 24-28)

Roy Blackburn of Castleford for a pair of Akysis prashadi (Class 28)

Best Breeders

Kings Carpets Trophy (Classes 29-33)

Ian Fuller of CSG for his team of Ancistrus triradiatus (Class 30)

Best Catfish Over 300mm

J T Morris Trophy

No entries


Junior Trophy

Amanda Junior Cup

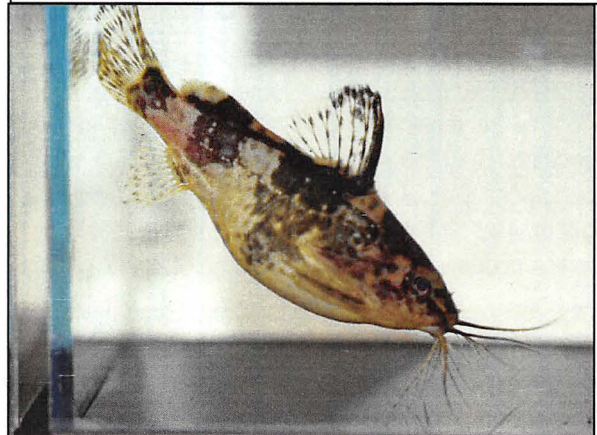
No entries




Stuart receiving his 2nd and 3rd place trophies from Master of Ceremonies Danny Blundell




Dave Bent with his trophies and the Corydoras Sterbai (Class 4) which won Best in Show



2nd place: Stuart Brown CSG with this Mochokiella paynei (Class 16)




Above: Best Breeders won by Ian Fuller, CSG, for his team of Ancistrus triradiatus (Class 30)



3rd place: Stuart Brown CSG with this Scleromystax barbatus (Class 6)

Bottom right: Best Pair won by Roy Blackburn of Castleford for a pair of Akysis prashadi (Class 28)



Breeding *Corydoras parallelus* - BURGESS, 1993

by Johannes Graf (Image courtesy of CorydorasWorld.com)

The first time I saw this Cory was in a Werner Seuss' Book. This clear stripe pattern and the golden spot in the neck were looking very attractive. But this species seemed to be unavailable. *C. parallelus* is known since the mid 1980ies, but this species is caught only very occasionally at the upper Rio Negro (the exact location is unknown). Most of them are exported to Japan (Evers 2005).

So it was a very special moment when I heard from Hans Evers that he was able to obtain a few *parallelus* and had a small breed from them. I'm sorry Hans, but I phoned him several times to hear how they are growing and finally I was able to obtain six of them. This was a dream coming true.

I received four males and two females in a size of about 3 cm, a bit more than half a year old and in best condition. They moved into a 60x30x30 cm Tank with a sponge mat filter, air driven waterpump and gravel/sand bottom. The tank was furnished with some Java moss, a piece of driftwood and a small clump of *Anubias nana*.

They received best food, based on Grindal worms (*Enchytraeus buchholzi*), frozen bloodworms and Tubifex. With this diet they were growing rapidly and put another cm on their length. I made occasional waterchanges, but only very slightly. When autumn was coming I increased the frequency of waterchanges, but to be honest, I didn't believe that they were able to breed in this size. But I felt that it was better to bring them in seasonality.

In late December I found them spawning! It was only a few eggs, most of them were not fertile, but those eggs are really big! The biggest I've ever seen, about 3 mm in diameter. The eggs are very soft after they are laid and it is better to leave them for an hour at their place before collecting them. They are very sticky and sometimes it is difficult to get them off the finger.

From this first and only spawn in this season I obtained six fry. Not too bad! I was very much looking forward to the next year.

Winter 2006/2007 was my *parallelus*-year. The adults had grown up to a size of about 5 cm. The males more slender and a little bit smaller than the females. After a summer in a community tank with low food amounts and few waterchanges they moved in the same tank as in the year before and received the same nutritious food.



It needed only two weeks to see the females becoming round, with a big fat belly. Full of eggs! I started waterchanges of 30 – 40% with cool rainwater at the beginning once per week, later twice per week. And they started spawning!

The spawning behaviour was different to Evers' description (Evers 2005) although his specimens are the parents of my specimens. While they made one large spawn in Evers' case, in my case after a bigger initial spawn (about 50 eggs) they spawned regularly every week with 20-30 eggs per week. The eggs are deposited single, most of them were to find where the Javamoss adheres to the glass.

All eggs are transferred to small plastic shells with aquarium water, added one drop of esha 2000 per litre. There is a air line in every shell, bubbling very slow.

After three days they hatched. According to the egg size, the larvae are very long (5 mm) with a big yolk sac. It took about another 3 days until they had resorbed the yolk sac and became free swimming. At this time I gave the first food (Microworms, *Panagrellus redivivus*). I prefer this food because it is sinking to the ground immediately – other than *Artemia* nauplii.

After a few hours it is easy to see if they have eaten. The belly is bigger and in case of microworms white. If they haven't eaten, it is too early – make a waterchange and try again next day.

After about a week in the shell and growing a bit – showing already some body pattern – they can be transferred to a small tank.

Literature:

Evers (2005): Ein Traum wurde wahr: die Nachzucht des Parallelstreifen-Panzerwelses. Amazonas 1, 44 - 51

Seuss (1997): Die faszinierende Welt der Corydoras. Landbuch-Verlag, ISBN 378420557-7

CATFISH STUDY GROUP

Sunday 18 November 2007

Autumn Auction

Starts at 1300 hrs

at

**Highfield Working Men's Club
Ratcliffe Street
Darwen
Lanc's**

Booking in from 1030 hrs on the day
Pre-book by telephone on 01942 248130

Canteen

Tea, coffee, cold drinks, hot food, sandwiches, cakes.

Rules:

Items for the fishkeeping hobby only.

All Electrical Goods must have a Name and Telephone number on them, together with the condition of the item i.e. Spares, Working Order, Faulty etc..

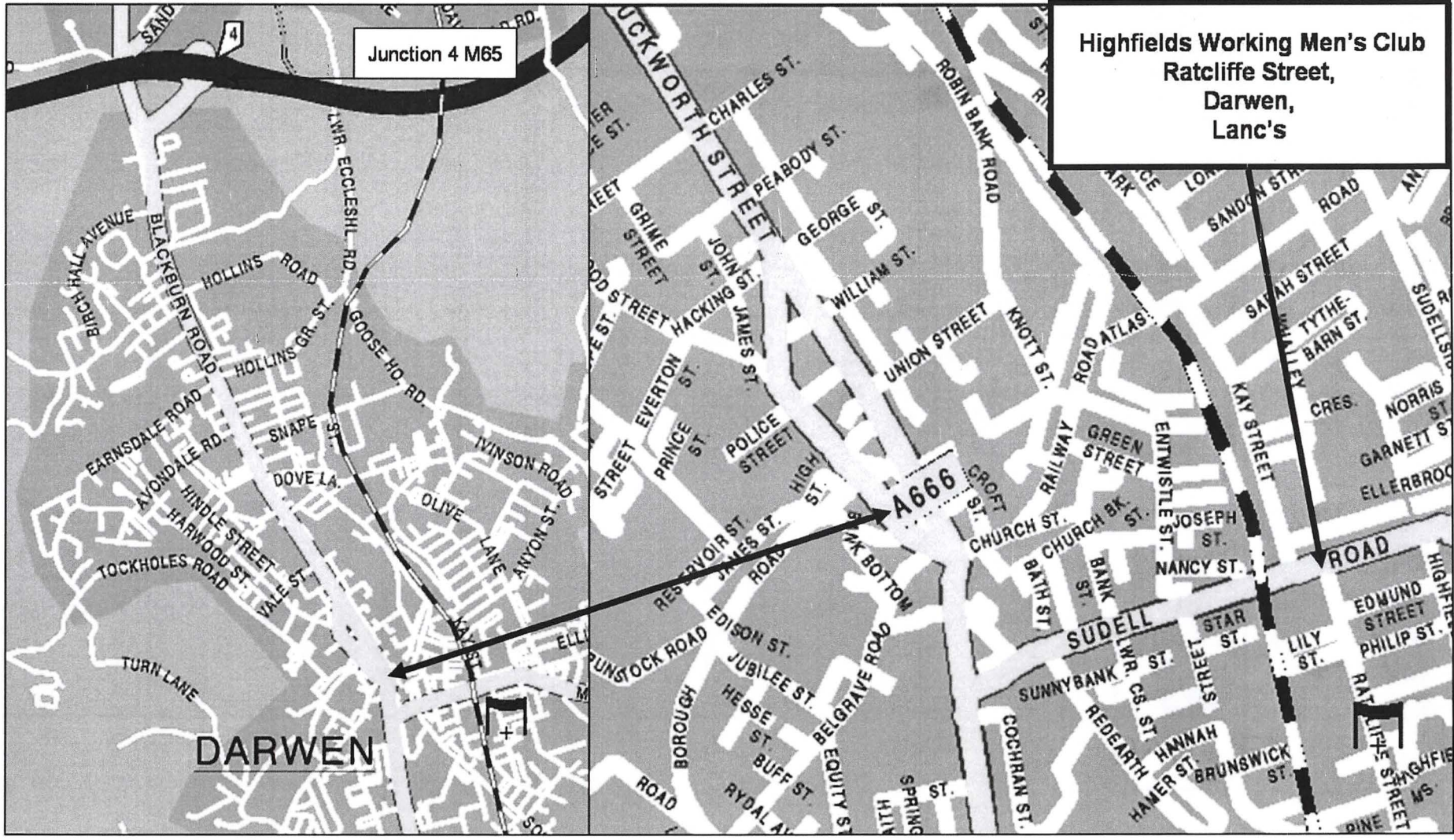
All plants and fish to be auctioned should be in clear plastic bags, or jars large enough for them. Large fish may be offered in plastic containers/buckets. Fish should be identified (Common or Latin names). 'Painted' fish will not be auctioned.

There is a 15% commission to the Catfish Study Group on all sales. Payments to vendors will be made at the interval or at the end of the Auction.

The CSG is in no position to accept responsibility for the condition of any item sold at the auction or to exchange any item purchased. If in doubt, bid for an item 'as seen'. The vendor's name will be available to the purchaser, in the event of a problem, on the day only.

CATFISH STUDY GROUP

New meeting place starting 20th November 2005



Two green parrots are perched on a wooden branch, facing each other. The background is a light green gradient. Two speech bubbles are positioned above them. The left bubble contains text in blue, and the right bubble contains text in red. The parrots have bright green feathers with some yellow and blue on their tails and chests.

Have You Heard
Postage is Free @
Midlandwaterlife.com


Yes but
Have You Seen The
Selection Of Aquatic
Products

For Top Service Shop Online
@
midlandwaterlife.com

Or visit one of our shops:-
20 The Strand Bromsgrove
Wores B61 8AB
Tel (01527)879207
&
29-31 Lowesmoor
Worcester WR1 2RS
Tel (01905) 25157

MIDLAND
WATERLIFE

Caring for your fish



G.B.W

Products & Services



High class joinery

Cabinets Furniture

Wood carvings

COMMISSIONS UNDERTAKEN

Write to: Brian Walsh
9 Marsh Terrace
Darwen
Lancs
BB3 0HF

Phone: (01254)776567
Mobile: 07977 428 788
Email: g.b.w@brianwalsh1.
Freeserve.co.uk

